

# EyeRounds.org

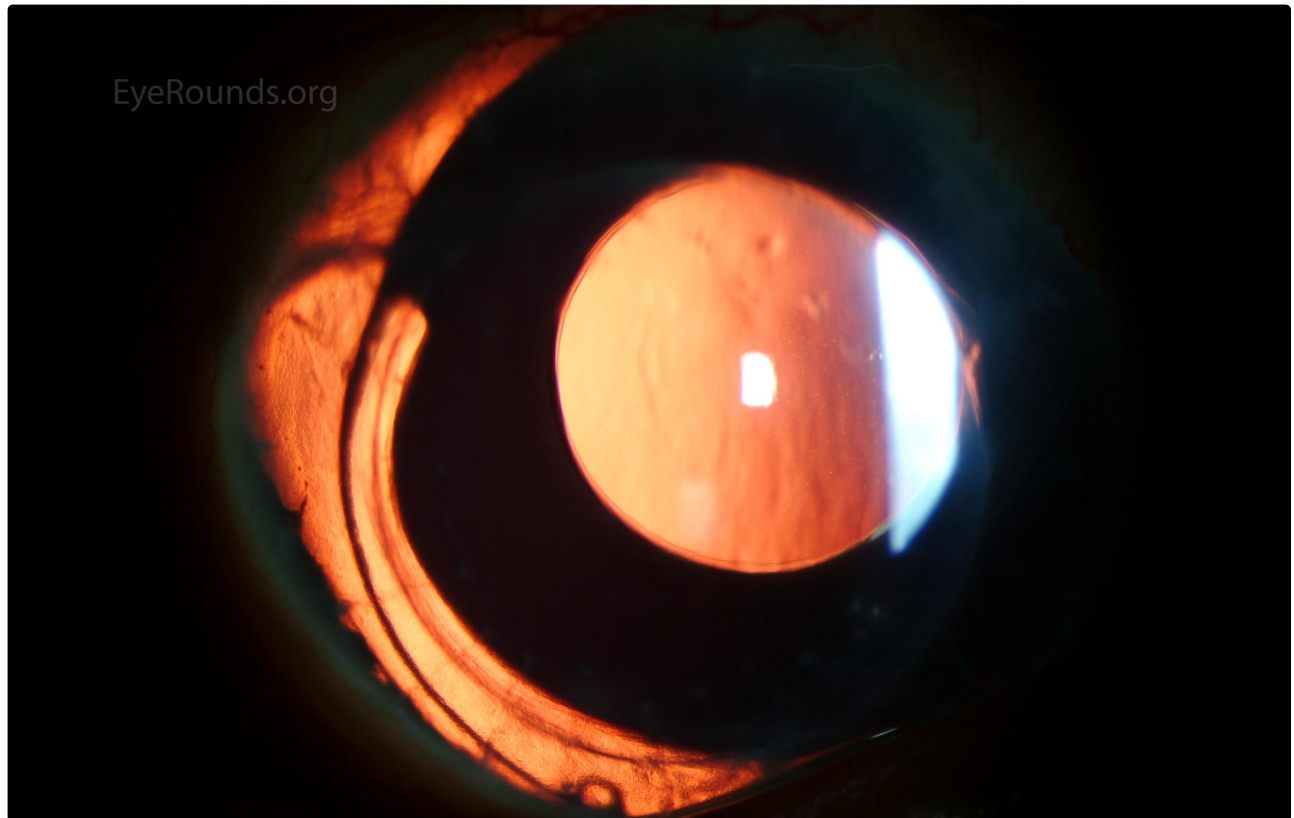
## Morcher intraocular lens and penetrating keratoplasty (PKP) for traumatic aniridia

**Category(ies):** Cornea, Trauma

**Contributor:** [Jesse Vislisel, MD](#)

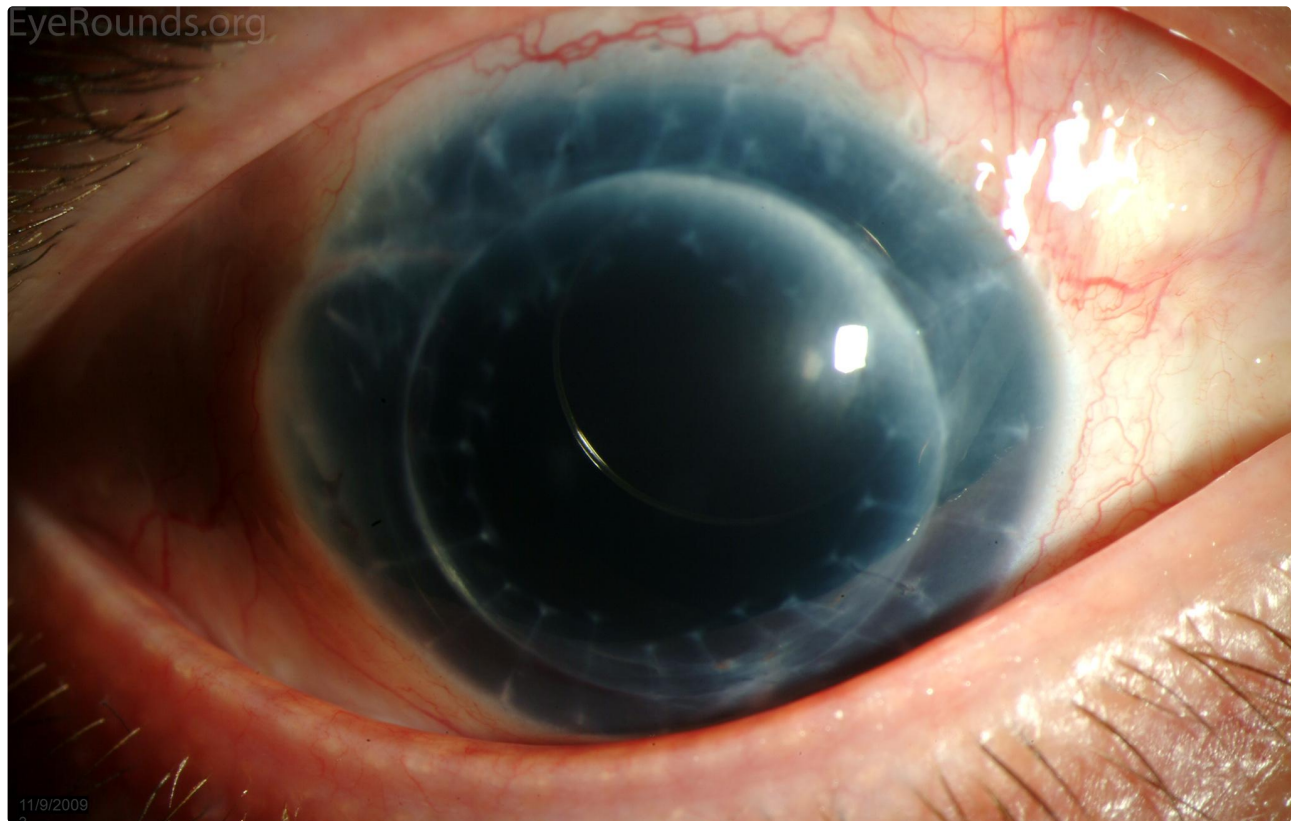
**Photographer:** Stefani Karakas, CRA

Morcher makes a variety of intraocular implants made of solid black PMMA that can come with or without a clear central refracting lens which are useful for patients with iris defects or aniridia. This patient underwent penetrating keratoplasty and implantation of one of these Morcher lenses for traumatic corneal scarring and aniridia.



 [Enlarge](#)

 [Download](#)



 Enlarge

 Download

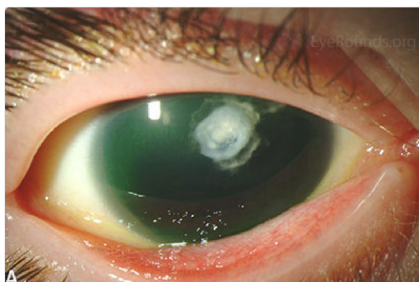
#### Image Permissions:



Ophthalmic Atlas Images by [EyeRounds.org](http://EyeRounds.org), [The University of Iowa](http://The University of Iowa) are licensed under a [Creative Commons Attribution-NonCommercial-NoDerivs 3.0 Unported License](http://creativecommons.org/licenses/by-nc-nd/3.0/).



#### Related Articles



[Related Case: Congenital Aniridia](#)

## Address

University of Iowa  
Roy J. and Lucille A. Carver College  
of Medicine  
Department of Ophthalmology and  
Visual Sciences  
200 Hawkins Drive  
Iowa City, IA 52242

[Support Us](#)

## Legal

Copyright © 2019 The University of  
Iowa. All Rights Reserved  
[Report an issue with this page](#)  
[Web Privacy Policy](#) |  
[Nondiscrimination Statement](#)

## Related Links

[Cataract Surgery for Greenhorns](#)  
[EyeTransillumination](#)  
[Gonioscopy.org](#)  
[Iowa Glaucoma Curriculum](#)  
[Iowa Wet Lab](#)  
[Patient Information](#)  
[Stone Rounds](#)  
[The Best Hits Bookshelf](#)

## EyeRounds Social Media

Follow



Receive notification of new cases,  
[sign up here](#)  
[Contact Us](#)  
[Submit a Suggestion](#)